




OVERVIEW 概观



SWITCHES & INDICATORS 开关与指示灯





USAGE 用法

1)

**NO Bleach &
NO Powder!**

不可以添加漂白剂，
洗涤剂粉末！



Firstly, Add Water to Water Tank and Then Add Chemical
首先，给水箱加水然后加入药水

2)




Turn on the key
开启钥匙

3)



Press Brush Button
开启刷子开关

4)



Step On Brush Pedal to Lower Brush

踩刷子脚踏降低刷子

5)



Lower Squeegee. Vacuum Motor Turns On Automatically.

放下橡皮刮板。洗尘马达自动打开

6)



Press Machine Lever

提起机器操作杆

7)



Push Machine to Start Cleaning

推挤机器开始清洗

NO REVERSING AND DO NOT CLEAN AGAINST WALL EDGES!

不可扭转和没设计沿边缘清洗！

To Turn OFF 如何关闭:

Reverse All The Steps

扭转所有步骤



SUPERSTEAM
THE CHOICE OF CLEANING PROFESSIONALS

Freedom 50B

User Guide 使用说明 Pg 3 / 4

Daily Maintenance 日常维护



Remove Dirty Water from Recovery Tank

将回收液体箱的水排出



Remove Brush / Pad Holder to Wash


摘下刷子和垫子固定器并且清洗



Clean Squeegee and Wipe Machine Clean

清洗橡皮刮板并将机器擦干净

Battery Charging 电池充电




Connect Charger to Battery Connector

将充电器连接到电池连接器



Switch On Charger

接通充电器
记得将充电器插头插入电源头



Charging—Blinking Light

充电时- 灯会闪
Ampmeter will move up steadily.
电充表上的指针会偏向较大数字方向



Fully Charged—Solid Light

充满电- 灯持续亮
电充表上的指针会降到“0”

Standard Accessories

| Item | SKU No. |
|-----------------------------|---|
| Squeegee Set 橡皮刮板 | Front 前: 4234-Z-JDL-4202A-F Rear 后: 4234-Z-JDL-4202A-B |
| Pad Holder 19" 垫子固定 | 4105-Z-PT00020 |
| Brush 19" 刷子 | 4105-Z-PT00019 |
| AGM Battery 12V 120 Ah 电池 | 4104-Z-DP00027 |
| Battery Charger 24V 13A 充电器 | 4234-Z-YC-2415 |

NOTE:

- Battery Maintenance Free—No Need Add Water 免维护电池- 不许加水
- Full Charge 8-10 hours 满电8-10小时
- Do Not Unplug Charger Until Fully Charged. 在满电前禁止拔插头
- Machine will Auto Cut Off when Fully Charged. 满电后, 充电会制动停止



Simple Problem Solving 简单的问题解决

| Problem 问题 | Solution 解决方法 |
|--|---|
| No Vacuum 真空吸尘空能无效 | <ul style="list-style-type: none"> • Vacuum turn on automatically when squeegee lever (B12) is down. 当橡皮刮板升降控制杆被放下时，吸水马达将自动启动 • Check that recovery tank (A3) is empty and black float switch in recovery tank (A3) is not dirty. 检查脏水箱是空的，黑色漂浮是干净的 |
| Poor Suction 吸水功能差 | <ul style="list-style-type: none"> • Check the following are tightly closed: 检查并确认以下事项: ⇒ Recovery tank cover (A1). 脏水箱盖是锁紧的 ⇒ Waste water release tube cap (B9). 废水排水管盖是锁紧的 • Check that squeegee tube (B15) is clear and not choked. 检查并确认橡皮刮板吸水管是干净并且没有被堵塞 • Check squeegee (B10) is straight and touching floor and not out of shape. 检查并确认橡皮刮板是直的平且有接触地板 • If squeegee rubber edge is no longer sharp—please flip rubber squeegee (B10). 如果橡皮刮板不够尖锐，请调换使其较尖的边缘处在外端 |
| Water Trails Left Behind 清洁过的地方有水印 | <ul style="list-style-type: none"> • Use a cloth to wipe squeegee (B10) clean of hair and sand. 用布擦橡皮刮板上的脏物 |
| No Water Coming Out 不出水 | <ul style="list-style-type: none"> • Check that water lever (B11) is set at 1/3 height. 检查并确认清水大小调节杆处在1/3 处以上 • Check there is water in solution tank (A4). 检查并确认清水箱中有水 • Check water filter (B14). 检查并确认清水过滤网是干净的 |
| Brush Cannot Turn 刷子不能转动 | <ul style="list-style-type: none"> • Check brush button (C19) is turned on, will see small red light turned on. 检查并确认刷子控制键是开的，且看到红色 |
| Machine has Short Running Time 机器运作时间过短 | <ul style="list-style-type: none"> • Fully charged battery will run between 1.5-2.5 hours. 充满电的机器可以运作1.5至2.5小时 • Check that battery (C16) is fully charged for at least 8 hours. 充电至少达到8小时 • If after charging, machine run less than 1.5 hours, please call SuperSteam service team to purchase and install new batteries. 当充满电后不能运作1.5小时，请联络SuperSteam的服务部购买新机器并安装新电池 |
| Charger Not Working 充电器不能用 | <ul style="list-style-type: none"> • Plug in charger to machine charger connector (B13). 将充电器连接到电池连接器 • Plug in charger electrical plug to electrical socket. 将充电器插头插入电源 • Press blue button to turn on. 按下蓝色按钮启动充电功能 • Ampmeter indicator should move and charging LED light blinking. 电流表指针应移动同时充电灯要闪烁 • Call SuperSteam service team if still does not work. 如果以上指示无效，请联络SuperSteam服务部 |



CALL SERVICE HOTLINE 6595 4339 FOR SERVICE OR USAGE QUESTIONS!

如有服务或用法问题，请联络服务部 6595 4339 !

Opening Hours: Monday—Friday : 9am—6pm 开放时间: 星期一至五: 9am—6pm

Closed on Weekends and Public Holidays! 周六日以及公共假期休息